






















GRAC Membership Survey

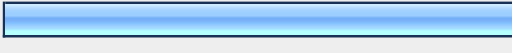





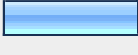


1. Are you a current member of:			Response Percent	Response Count
American Association of Critical-Care Nurses (AACN) only			18.5%	10
AACN & Greater Richmond Area Chapter of AACN			75.9%	41
Neither			5.6%	3
			<i>answered question</i>	54
			<i>skipped question</i>	1

2. In the past year have you attended any of the following programs?			Response Percent	Response Count
Mar 07 Critical Care Odyssey			57.1%	24
May 07 Critical Care Extravaganza at Maggianos			38.1%	16
Nov 07 CCRN or PCCN Review			26.2%	11
Feb 08 HIV Program			9.5%	4
Mar 08 Critical Care Odyssey			54.8%	23
			<i>answered question</i>	42
			<i>skipped question</i>	13











3. The following best describes the type of unit or department you work in:

		Response Percent	Response Count
Cardiac Surgery ICU		3.6%	2
Transplant ICU		3.6%	2
Burn Unit		1.8%	1
Medical ICU		1.8%	1
Medical/Surgical ICU		20.0%	11
Surgical ICU		14.5%	8
Coronary Care Unit (ICU)		10.9%	6
Neuroscience/Neurovascular ICU		9.1%	5
Pediatric ICU		0.0%	0
Neonatal ICU		0.0%	0
Medical Progressive Care/Step Down Unit		0.0%	0
Surgical Progressive Care/Step Down Unit		3.6%	2
Medical/Surgical Progressive Care/Step Down Unit		7.3%	4
Neuroscience/Neurovascular Progressive Care/Step Down Unit		0.0%	0
Cardiology Progressive Care/Step Down Unit		0.0%	0
Pediatric Progressive Care/Step Down Unit		0.0%	0
Telemetry Unit		0.0%	0
Emergency Department		0.0%	0
Cardiac Cath/EP Lab		0.0%	0
Interventional Radiology		0.0%	0
Endoscopy Unit		0.0%	0
Dialysis Unit		0.0%	0






Post Anesthesia Care Unit		0.0%	0
Supplemental Staffing or Per Diem Pool		5.5%	3
Nursing Agency		0.0%	0
Faculty, School of Nursing		5.5%	3
Staff Development		9.1%	5
Nursing Administration		0.0%	0
Other (please specify)		3.6%	2
answered question			55
skipped question			0





4. Which of the following best describes the type of position you are currently employed in (your primary job):			
		Response Percent	Response Count
Staff Nurse		56.4%	31
Charge Nurse		1.8%	1
Clinical Coordinator		9.1%	5
Assistant Nurse Manager		0.0%	0
Nurse Manager/Head Nurse		3.6%	2
House Supervisor/Clinical Administrator		0.0%	0
Clinical Nurse Specialist		3.6%	2
Nurse Practitioner		1.8%	1
Nurse Educator (Hospital)		14.5%	8
Faculty/Nurse Educator (School of Nursing)		7.3%	4
Nurse Administrator		0.0%	0
Care Coordination		0.0%	0
Other (please specify)		1.8%	1
answered question			55




5. What shift do you primarily work?

		Response Percent	Response Count
Days		52.7%	29
Evenings		1.8%	1
Nights		9.1%	5
Day/Evenings		16.4%	9
Day/Nights		1.8%	1
Evening/Nights		1.8%	1
Day/Evening/Nights		1.8%	1
Weekend Days		9.1%	5
Weekend Nights		3.6%	2
Other (please specify)		1.8%	1
		answered question	55
		skipped question	0



6. Do you primarily work:

		Response Percent	Response Count
8 hour shifts		21.8%	12
10 hour shifts		10.9%	6
12 hour shifts		52.7%	29
8 and 12 hour shifts		12.7%	7
Other (please specify)		1.8%	1
		answered question	55
		skipped question	0











7. How many hours a week do you usually work (without overtime)?			Response Percent	Response Count
20 hours or less			7.3%	4
21-36 hours			38.2%	21
37-40 hours			38.2%	21
More than 40 hours			16.4%	9
			<i>answered question</i>	55
			<i>skipped question</i>	0

8. Does your place of employment provide you with paid educational time to attend conferences or educational meetings?			Response Percent	Response Count
Yes, if staffing allows			72.7%	40
No, we have to attend on our own time			12.7%	7
Other (please specify)			16.4%	9
			<i>answered question</i>	55
			<i>skipped question</i>	0

9. Number of years experience as a nurse in acute/critical care:

		Response Percent	Response Count
Less than 1 year		0.0%	0
1-3 years		10.9%	6
3-5 years		3.6%	2
5-10 years		16.4%	9
10-15 years		16.4%	9
15-20 years		9.1%	5
20-25 years		16.4%	9
25-30 years		16.4%	9
More than 30 years		10.9%	6
		<i>answered question</i>	55
		<i>skipped question</i>	0

10. Do you currently hold any of the following nursing specialty certifications? (select more than one if applicable)

		Response Percent	Response Count
CCRN		71.8%	28
PCCN		10.3%	4
CCNS		5.1%	2
ACNP		0.0%	0
CMC		5.1%	2
CSC		5.1%	2
Med-Surg		5.1%	2
CNRN (Neuro)		7.7%	3
CNA (Nursing Administration)		2.6%	1
CNAA (Nursing Administration, Advanced)		0.0%	0
Professional Development		2.6%	1
Other (please specify)		10.3%	4
		<i>answered question</i>	39
		<i>skipped question</i>	16

11. Please rate your satisfaction with the following chapter benefits (Select N/A if you are unaware of this benefit and are unsure what it includes):

	Little Benefit or Value to Me	Somewhat Valuable to Me	Valuable to Me	Very Valuable to Me	N/A	Rating Average	Response Count
Chapter Newsletter "The Flowsheet"	5.9% (3)	29.4% (15)	35.3% (18)	21.6% (11)	7.8% (4)	2.79	51
Reduced registration rates to chapter educational programs	2.0% (1)	14.0% (7)	34.0% (17)	44.0% (22)	6.0% (3)	3.28	50
Chapter discount to AACN' National Teaching Institute (NTI)	15.7% (8)	19.6% (10)	21.6% (11)	27.5% (14)	15.7% (8)	2.72	51
Chapter Website	21.2% (11)	26.9% (14)	28.8% (15)	11.5% (6)	11.5% (6)	2.35	52
Membership meetings with a short educational program (free CE)	6.4% (3)	12.8% (6)	38.3% (18)	38.3% (18)	4.3% (2)	3.13	47
Dinner meetings held at a restaurant for a nominal fee	9.8% (5)	11.8% (6)	47.1% (24)	27.5% (14)	3.9% (2)	2.96	51
Yearly critical care conference featuring national and local speakers	4.1% (2)	10.2% (5)	30.6% (15)	51.0% (25)	4.1% (2)	3.34	49
Critical Care Extravaganza celebration	10.4% (5)	16.7% (8)	35.4% (17)	33.3% (16)	4.2% (2)	2.96	48
GRAC annual awards (Member of the Year, Novice of the Year, etc)	18.0% (9)	18.0% (9)	40.0% (20)	16.0% (8)	8.0% (4)	2.59	50
Merit Points & Awards Program for CE funds	14.3% (7)	32.7% (16)	26.5% (13)	14.3% (7)	12.2% (6)	2.47	49
Networking opportunities with other nurses in the community	8.0% (4)	24.0% (12)	36.0% (18)	28.0% (14)	4.0% (2)	2.88	50
Other Comments							4
answered question							55
skipped question							0

12. Please rank your preference for the scheduling of chapter educational meetings/offerings:

	No Preference	Don't like this meeting format	Like this meeting format	Really prefer this meeting format	Rating Average	Response Count
Dinner Meeting at a restaurant	19.6% (10)	7.8% (4)	52.9% (27)	19.6% (10)	2.73	51
Evening meeting at a local hospital with light refreshments	18.0% (9)	12.0% (6)	60.0% (30)	10.0% (5)	2.62	50
Mini-workshop (9am-1pm)	10.0% (5)	18.0% (9)	54.0% (27)	18.0% (9)	2.80	50
Full day workshop	13.7% (7)	9.8% (5)	58.8% (30)	17.6% (9)	2.80	51
Other Comments						3
answered question						54
skipped question						1

13. GRAC holds evening meetings at a variety of places (if there is space available). We have listed some spaces that may or may not be routinely open for our meetings but we would like information about what you prefer:

	Would not attend	Might attend if topic very appealing	Might attend but only during the daylight hours	Would attend	Would prefer this location	Rating Average	Response Count
Bon Secours School of Nursing	9.6% (5)	36.5% (19)	1.9% (1)	36.5% (19)	15.4% (8)	3.12	52
Henrico Doctor's Hospital - Forest	13.5% (7)	40.4% (21)	0.0% (0)	40.4% (21)	5.8% (3)	2.85	52
Memorial Regional Medical Center	29.4% (15)	27.5% (14)	3.9% (2)	23.5% (12)	15.7% (8)	2.69	51
Johnston-Willis	24.5% (13)	43.4% (23)	3.8% (2)	24.5% (13)	3.8% (2)	2.40	53
Chippenham Medical Center	25.0% (13)	44.2% (23)	3.8% (2)	23.1% (12)	3.8% (2)	2.37	52
Downtown at new VCU School of Nursing	7.5% (4)	18.9% (10)	18.9% (10)	35.8% (19)	18.9% (10)	3.40	53
VCU Health System Children's Pavilion	11.5% (6)	19.2% (10)	15.4% (8)	36.5% (19)	17.3% (9)	3.29	52
Southside - near Midlothian	39.2% (20)	31.4% (16)	3.9% (2)	17.6% (9)	7.8% (4)	2.24	51

Southside - near Colonial Heights	66.7% (34)	21.6% (11)	3.9% (2)	5.9% (3)	2.0% (1)	1.55	51
West End - near Short Pump	14.6% (7)	39.6% (19)	8.3% (4)	25.0% (12)	12.5% (6)	2.81	48
Other Comments							1
answered question							53
skipped question							2

14. What is the maximum amount you are willing to pay for an evening dinner meeting program (catered at a local hospital meeting room) that includes one hour of continuing education?

		Response Percent	Response Count
\$10		9.4%	5
\$15		43.4%	23
\$20		45.3%	24
Other (please specify)		1.9%	1
answered question			53
skipped question			2

15. What is the maximum amount you are willing to pay for Critical Care Extravaganza held at a restaurant or similar setting where there is a speaker and presentation of chapter awards.

		Response Percent	Response Count
\$15		7.4%	4
\$20		20.4%	11
\$25		35.2%	19
\$30		16.7%	9
\$35		14.8%	8
Other (please specify)		5.6%	3
answered question			54
skipped question			1

16. Please rank your interest in hearing educational presentations on the following topics:

	No interest	Little Interest	Interested	Very Interested	Rating Average	Response Count
CCRN Review/Prep	39.6% (19)	22.9% (11)	18.8% (9)	18.8% (9)	2.17	48
PCCN Review/Prep	58.1% (25)	25.6% (11)	4.7% (2)	11.6% (5)	1.70	43
CMC Review/Prep	63.6% (28)	13.6% (6)	15.9% (7)	6.8% (3)	1.66	44
CSC Review/Prep	69.0% (29)	11.9% (5)	9.5% (4)	9.5% (4)	1.60	42
Cardiovascular assessment - heart sounds	10.6% (5)	25.5% (12)	46.8% (22)	17.0% (8)	2.70	47
Complex ECG Analysis	8.7% (4)	8.7% (4)	47.8% (22)	34.8% (16)	3.09	46
Common ECG Rhythms	22.7% (10)	27.3% (12)	38.6% (17)	11.4% (5)	2.39	44
12 Lead Interpretation	6.7% (3)	17.8% (8)	42.2% (19)	33.3% (15)	3.02	45
Heart Failure	2.2% (1)	17.4% (8)	54.3% (25)	26.1% (12)	3.04	46
Management of Atrial Fib	0.0% (0)	25.6% (11)	58.1% (25)	16.3% (7)	2.91	43
Acute coronary Syndrome	2.2% (1)	24.4% (11)	53.3% (24)	20.0% (9)	2.91	45
Cardiogenic Shock	2.2% (1)	15.2% (7)	45.7% (21)	37.0% (17)	3.17	46
Intraaortic balloon Pump	15.9% (7)	25.0% (11)	40.9% (18)	18.2% (8)	2.61	44
Left Ventricular Assist Devices	11.4% (5)	20.5% (9)	47.7% (21)	20.5% (9)	2.77	44
Pacemakers	6.7% (3)	24.4% (11)	46.7% (21)	22.2% (10)	2.84	45
Hemodynamic Monitoring	8.7% (4)	6.5% (3)	47.8% (22)	37.0% (17)	3.13	46
Valvular Heart Disease	9.1% (4)	22.7% (10)	50.0% (22)	18.2% (8)	2.77	44
Congenital Heart Disease	25.0% (11)	20.5% (9)	38.6% (17)	15.9% (7)	2.45	44
Pericarditis	11.1% (5)	24.4% (11)	48.9% (22)	15.6% (7)	2.69	45
Coronary Artery Bypass Surgery	13.6% (6)	31.8% (14)	40.9% (18)	13.6% (6)	2.55	44
Aortic Aneurysms	8.7% (4)	13.0% (6)	52.2% (24)	26.1% (12)	2.96	46
Heart Transplants	17.8% (8)	31.1% (14)	35.6% (16)	15.6% (7)	2.49	45
Cardiovascular drug update	4.4% (2)	6.7% (3)	51.1% (23)	37.8% (17)	3.22	45
Ventilators - new modes	4.4% (2)	8.9% (4)	31.1% (14)	55.6% (25)	3.38	45
Weaning patients from ventilators	4.4% (2)	11.1% (5)	40.0% (18)	44.4% (20)	3.24	45

Preventing Ventilator Associated Pneumonia	11.1% (5)	24.4% (11)	42.2% (19)	22.2% (10)	2.76	45
Non-invasive ventilatory support	4.4% (2)	33.3% (15)	40.0% (18)	22.2% (10)	2.80	45
Acute Respiratory Distress Syndrome	2.2% (1)	6.7% (3)	48.9% (22)	42.2% (19)	3.31	45
Respiratory Waveforms - How to Use Bedside Graphics	11.1% (5)	13.3% (6)	48.9% (22)	26.7% (12)	2.91	45
Alveolar Recruitment Strategies	11.6% (5)	7.0% (3)	60.5% (26)	20.9% (9)	2.91	43
Management of Agitation	2.2% (1)	13.0% (6)	60.9% (28)	23.9% (11)	3.07	46
Safe use of sedation in the critically ill	4.4% (2)	13.3% (6)	55.6% (25)	26.7% (12)	3.04	45
GI bleeds	6.8% (3)	31.8% (14)	40.9% (18)	20.5% (9)	2.75	44
Acute Pancreatitis	6.7% (3)	22.2% (10)	44.4% (20)	26.7% (12)	2.91	45
Care of Burn Patients	28.9% (13)	37.8% (17)	22.2% (10)	11.1% (5)	2.16	45
Multi-system trauma patients	9.1% (4)	25.0% (11)	34.1% (15)	31.8% (14)	2.89	44
Head Trauma	6.8% (3)	29.5% (13)	47.7% (21)	15.9% (7)	2.73	44
Sepsis	2.2% (1)	4.4% (2)	48.9% (22)	44.4% (20)	3.36	45
Multi-system organ failure	2.2% (1)	6.5% (3)	50.0% (23)	41.3% (19)	3.30	46
Adrenal insufficiency in Critical Illness	6.7% (3)	6.7% (3)	53.3% (24)	33.3% (15)	3.13	45
Comprehensive Neuro Exam	8.9% (4)	31.1% (14)	35.6% (16)	24.4% (11)	2.76	45
Hepatic Failure - Comorbidities and Neuro Complications	6.5% (3)	15.2% (7)	50.0% (23)	28.3% (13)	3.00	46
Liver Transplantation	26.1% (12)	30.4% (14)	28.3% (13)	15.2% (7)	2.33	46
Physiologic Changes of Pregnancy and risk of acute/critical illness	26.7% (12)	33.3% (15)	28.9% (13)	11.1% (5)	2.24	45
Obesity impact on critical illness	6.5% (3)	37.0% (17)	41.3% (19)	15.2% (7)	2.65	46
Outcomes of Rapid Response Teams	6.8% (3)	29.5% (13)	43.2% (19)	20.5% (9)	2.77	44
Pulmonary Hypertension	2.3% (1)	11.6% (5)	62.8% (27)	23.3% (10)	3.07	43
Evidenced Based Practice - Killing Sacred Cows	11.4% (5)	13.6% (6)	50.0% (22)	25.0% (11)	2.89	44

Endocrine Axis Exhaustion	13.3% (6)	22.2% (10)	46.7% (21)	17.8% (8)	2.69	45
Genetics and Genomics	22.7% (10)	36.4% (16)	34.1% (15)	6.8% (3)	2.25	44
HIT in the ICU	7.0% (3)	20.9% (9)	44.2% (19)	27.9% (12)	2.93	43
Clips, Coils and other Intracerebral Interventions	15.6% (7)	28.9% (13)	42.2% (19)	13.3% (6)	2.53	45
Comprehensive Diabetes management	11.4% (5)	18.2% (8)	52.3% (23)	18.2% (8)	2.77	44
DKA/HHNK	9.1% (4)	22.7% (10)	47.7% (21)	20.5% (9)	2.80	44
Coagulation Crisis	6.8% (3)	11.4% (5)	59.1% (26)	22.7% (10)	2.98	44
End Points of Resuscitation - what should we be monitoring?	2.2% (1)	11.1% (5)	60.0% (27)	26.7% (12)	3.11	45
Meningococcal Disease	11.6% (5)	44.2% (19)	32.6% (14)	11.6% (5)	2.44	43
Traumatic Brain Injury - Caring for Wounded veterans	14.0% (6)	32.6% (14)	46.5% (20)	7.0% (3)	2.47	43
Abdominal Compartment Syndrome	8.9% (4)	28.9% (13)	46.7% (21)	15.6% (7)	2.69	45
ECMO in the Pediatric ICU	45.5% (20)	34.1% (15)	18.2% (8)	2.3% (1)	1.77	44
Sepsis in Children	52.3% (23)	29.5% (13)	13.6% (6)	4.5% (2)	1.70	44
Acute Renal Failure	4.4% (2)	22.2% (10)	42.2% (19)	31.1% (14)	3.00	45
CRRT and other therapies	11.1% (5)	20.0% (9)	51.1% (23)	17.8% (8)	2.76	45
Necrotizing Fasciitis	11.6% (5)	18.6% (8)	51.2% (22)	18.6% (8)	2.77	43
Family Presence during Resuscitation	4.5% (2)	22.7% (10)	45.5% (20)	27.3% (12)	2.95	44
Management of Challenging Families	4.5% (2)	11.4% (5)	56.8% (25)	27.3% (12)	3.07	44
End of Life Care	4.4% (2)	15.6% (7)	57.8% (26)	22.2% (10)	2.98	45
Terminal Weaning	8.9% (4)	22.2% (10)	44.4% (20)	24.4% (11)	2.84	45
Making Palliative Care a Priority	8.9% (4)	15.6% (7)	48.9% (22)	26.7% (12)	2.93	45
Health Care Disparity	13.6% (6)	27.3% (12)	43.2% (19)	15.9% (7)	2.61	44
RSV	38.6% (17)	43.2% (19)	11.4% (5)	6.8% (3)	1.86	44
Detecting Abuse - Pediatric, Domestic, Elderly	36.4% (16)	38.6% (17)	20.5% (9)	4.5% (2)	1.93	44

AACN Health Work Environments	19.0% (8)	31.0% (13)	40.5% (17)	9.5% (4)	2.40	42
Crucial Conversations	11.1% (5)	24.4% (11)	46.7% (21)	17.8% (8)	2.71	45
Confronting Others	11.4% (5)	18.2% (8)	56.8% (25)	13.6% (6)	2.73	44
Horizontal Violence	11.4% (5)	29.5% (13)	45.5% (20)	13.6% (6)	2.61	44
Effective leadership as a Charge Nurse	11.4% (5)	22.7% (10)	52.3% (23)	13.6% (6)	2.68	44
Enhancing precepting skills	6.8% (3)	18.2% (8)	56.8% (25)	18.2% (8)	2.86	44
Supporting new graduates in critical care	7.0% (3)	27.9% (12)	37.2% (16)	27.9% (12)	2.86	43
Creating an effective poster presentation	15.9% (7)	34.1% (15)	29.5% (13)	20.5% (9)	2.55	44
Strategies to enhance staff retention	13.6% (6)	25.0% (11)	38.6% (17)	22.7% (10)	2.70	44
What makes a unit a Beacon unit?	16.3% (7)	11.6% (5)	51.2% (22)	20.9% (9)	2.77	43
Shining as an Effective Educator/Presenter	13.3% (6)	33.3% (15)	28.9% (13)	24.4% (11)	2.64	45
Growing Preceptors-One New grad at a time	9.1% (4)	25.0% (11)	40.9% (18)	25.0% (11)	2.82	44
Other (please specify)						4
answered question						53
skipped question						2

17. GRAC-AACN is committed to providing educational resources to assist nurses in their ability to provide quality care and improve patient outcomes. We also want to support AACN's mission and vision for acute and critical care by promoting it's resources and activities. With this mind, what else can GRAC-AACN do to better serve you as a member?	
	Response Count
	7
answered question	7
skipped question	48